



Change Log

06/30/09 Original

07/01/09 Resolved several outstanding data issues

Program Brief

CNN "200 Days National Report Card"

Phase: Flowchart

The following page begins to diagram the flow for the three website phases.

FLOWCHART: Website pre-show (8/2 9:00am – 8/6 7:59pm)

The site will open with all questions available for voting. User will be able to view state statistics but not national total. Users can vote only once per question.

Registration: user may provide ZIP code (if not, IP determines City and State). User must use CAPTCHA. See issues for further discussion.

Question/Voting: highlights current question in navigation and displays it for answering. User selects grade and submits. Next question is teased and a link to it is shown. Next question will note be displayed time-based (per 100 days module) as user can interact infinitely with lower area content. User Voting will only be persistent as long as a session remains open. Lower area could contain the following tabbed content:

Instructions pane: This potential pane is shown by default when a user enters the tool.

Heat Map pane: This is an Illustrated US map used to display the vote percentage breakdown by state for the current question. Before user has voted on a question, the heat map tab would be grayed out. Once a question is answered, it would be displayed to identify the results.

Editorial Links pane: Flash object will pull in XML containing titles and links to TBD editorial content.

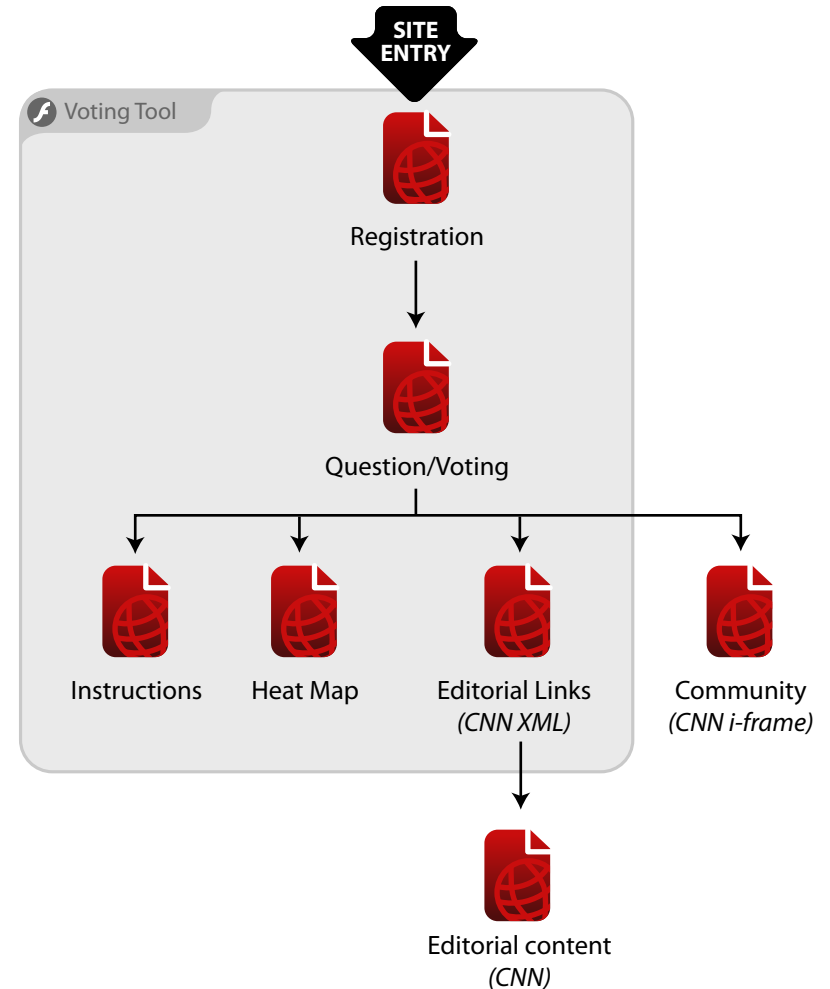
Community: An i-frame area will be set aside outside of the flash object on the page into which a CNN community page will be placed.

Issues:

Question/Voting: Can a user jump between questions? (ie do they need to answer each before proceeding?) If we employ a "skip" button does that mean the user cannot return to answer that skipped question later?

Editorial links: will these change based on question? Will they change over the course of the site's life?

Community: when should this block appear? Should the contents of the block be tied to a specific question? (That would be a tall order if this is to exist as an i-frame.



 Indicates Flash content

FLOWCHART: Website during show (8/6 8:00pm – 10:00pm)

At the start of the TV broadcast all questions will be available for voting. At pre-determined time increments, the questions will close in order. Once a question closes, users cannot vote on that question, but the national average grade for that question will be revealed along with state statistics.

Registration: user may provide ZIP code (if not, IP determines City and State). User must use CAPTCHA. See issues for further discussion.

Question/Voting: highlights current question in navigation and displays it for answering. User selects grade and submits. Next question is teased and a link to it is shown. Next question will not be displayed time-based (per 100 days module) as user can interact infinitely with lower area content. User's answers to questions would persist only as long as the session remained open. Lower area could contain the following tabbed content:

Instructions pane: This potential pane is shown by default when a user enters the tool.

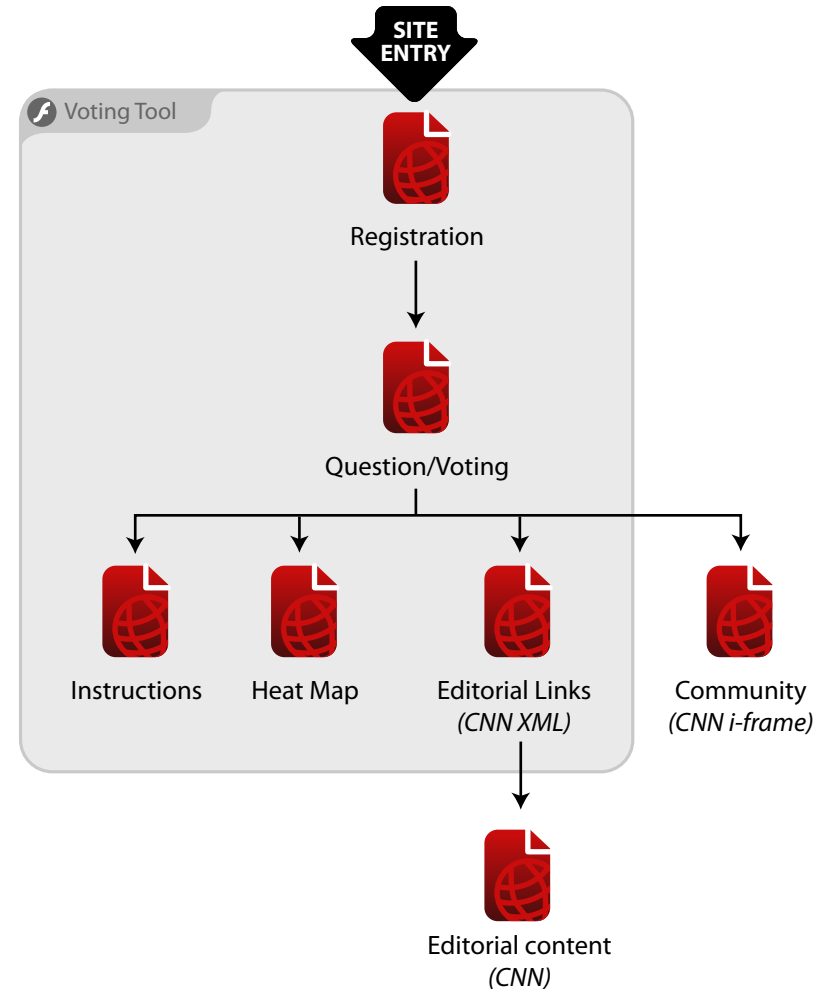
Heat Map pane: This is an Illustrated US map used to display the vote percentage breakdown by state for the current question. Before user has voted on a question, the heat map tab would be grayed out. Once a question is answered, it would be displayed to identify the results.

Editorial Links pane: Flash object will pull in XML containing titles and links to TBD editorial content.

Community: An i-frame area will be set aside outside of the flash object on the page into which a CNN community page will be placed.

Issues:

No additional issues, however outstanding issues from pre-show and during show carry over.



 Indicates Flash content

FLOWCHART: Website post-show (8/6 10:01pm - 9/6)

Once the broadcast has concluded, all questions would be closed. Users would no longer register/log in.

Question/Voting: defaults to first question in the set, showing results. Lower area could contain the following tabbed content:

Instructions pane: This potential pane is shown by default when a user enters the tool. post-show would remove any voting instructions in favor of post-show summation of the events (e.g. "voting was open from x to y, then a national show was broadcast... see results here.")

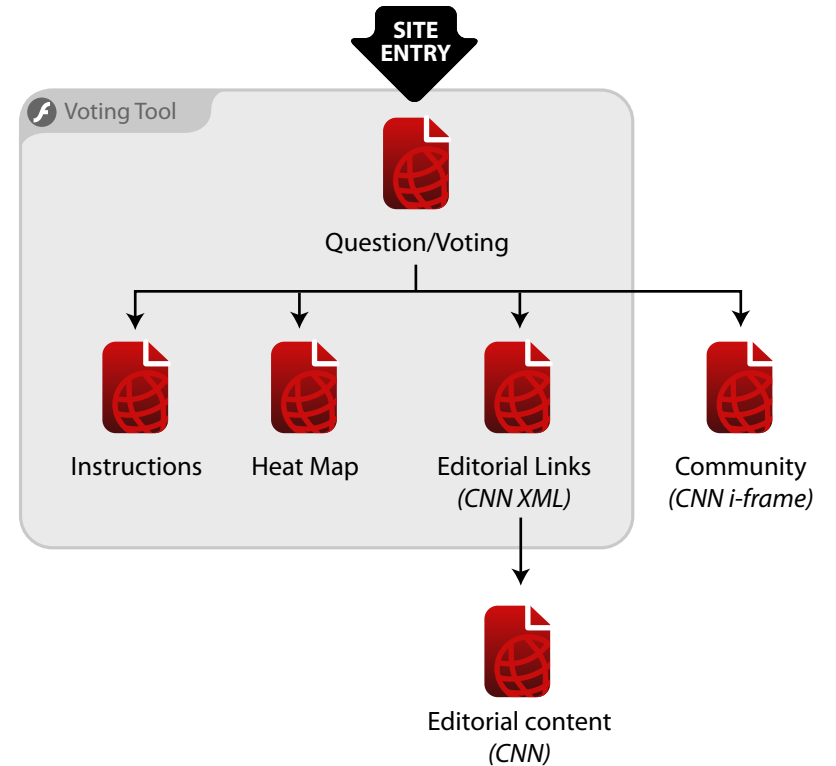
Heat Map pane: This is an Illustrated US map used to display the vote percentage breakdown by state for the current question with indication of national average revealed as well.

Editorial Links pane: Flash object will pull in XML containing titles and links to TBD editorial content.

Community: An i-frame area will be set aside outside of the flash object on the page into which a CNN community page will be placed.

Issues:

No additional issues, however outstanding issues from pre-show and during show carry over.



 Indicates Flash content